



Best Choice for Residential



N-Type

MONO-FACIAL MODULE

Type: DMXXM10RT-54HBB

Power Range: 430 - 445 W

Max. Efficiency : 22.27 %



Aesthetics

Designed with aesthetics in mind, the module blends harmoniously with the appearance of your house while producing high energy.



Better Performance

Our modules perform better on sunny and hot days thanks to its optimized temperature coefficient.



Excellent Quality

More than 40 years' experience of manufacturing and intensive quality tests above the IEC standard ensures reliable modules and a secured investment.



Assumption of Environmental, Social and Governance Responsibility (ESG)

DMEGC stands for his responsibility. Production is certified according to SA 8000 (ILO standards).




High-quality Service

We provide a customer-oriented and localized services, covering pre-sale, sale and after-sales.



Certifications

- SA 8000** ILO Standards. Social responsibility standards
- ISO 9001** Quality management system
- ISO 14001** Environmental management system
- ISO 45001** Occupational health and safety management system
- ISO 50001** Energy management system

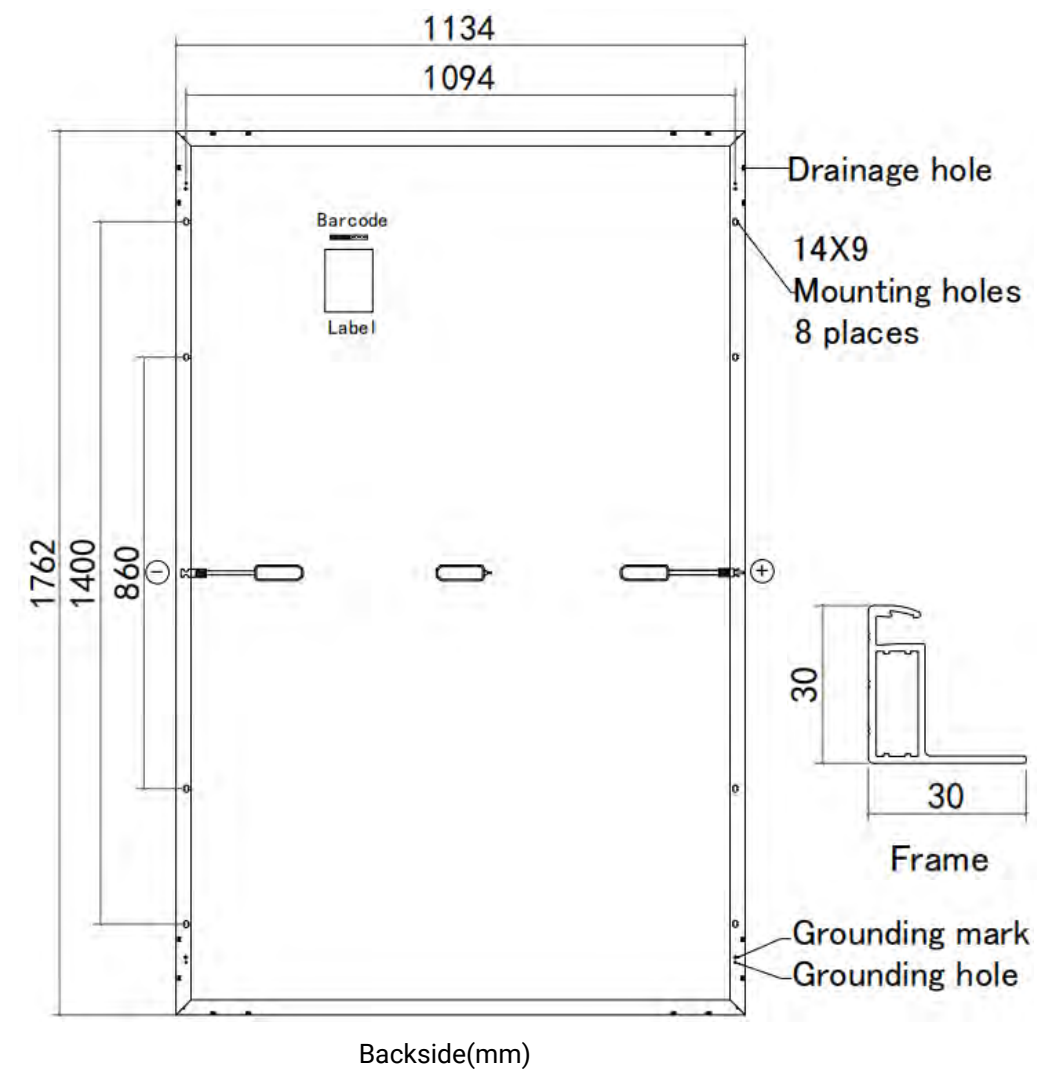


DMXXM10RT-54HBB



Module Specification

Cell Type	N -type Mono-crystalline , 108 (6x18)
Dimensions (mm)	1762 x 1134 x 30
Weight (kg)	21.5
Front Cover	3.2 mm tempered solar glass with anti -reflective coating
Rear Cover	Backsheet
Junction Box	3 Diodes, IP68 according to IEC 62790
Cables	4 mm ² solar cable, 1.1 m or Customized Length
Connector Type	PV-ZH202B or MC4 (1000V) PV-ZH202B or MC4-EVO 2A (1500V)



Electrical Specifications¹

Module Type	DM430M10RT-54HBB		DM435M10RT-54HBB		DM440M10RT-54HBB		DM445M10RT-54HBB	
	DM430M10RT-54HBB	DM430M10RT-54HBB-V	DM435M10RT-54HBB	DM435M10RT-54HBB-V	DM440M10RT-54HBB	DM440M10RT-54HBB-V	DM445M10RT-54HBB	DM445M10RT-54HBB-V
Testing Condition	STC ²	NMOT ³	STC	NMOT	STC	NMOT	STC	NMOT
Maximum Power (Pmax/W)	430	324	435	327	440	331	445	335
Maximum Power Current (Imp/A)	13.27	10.74	13.33	10.79	13.39	10.84	13.45	10.89
Maximum Power Voltage (Vmp/V)	32.45	30.24	32.67	30.45	32.89	30.65	33.11	30.86
Short-circuit Current (Isc/A)	13.81	11.11	13.87	11.15	13.93	11.20	13.99	11.25
Open-circuit Voltage (Voc/V)	38.82	36.94	39.02	37.13	39.22	37.32	39.42	37.51
Module Efficiency STC (%)	21.52		21.77		22.02		22.27	

¹ Measurements according to IEC 60904-3, Measurement tolerance: ISC: ±4 %, VOC: ±3 %, ² STC (Standard Test Condition): Radiation 1000 W/m², Module temperature 25°C, AM = 1.5 ³ NMOT: Radiation 800 W/m², Ambient temperature 20°C, AM = 1.5, Wind Speed 1 m/s

Certifications and Warranty

Certifications	IEC 61215, IEC 61730
	Ammonia Corrosion Test: IEC 62716
	Salt Mist Corrosion Test: IEC 61701
	PID (IEC TS 62804); LeTID (IEC TS 63342)
	Dust & Sand (IEC 60068)
WEEE Registration No.	DE 50188598
Product Warranty	25 years
Peak Power Warranty	30 years linear warranty

1.) First year: min. 99 %. 2.) From the 2nd year: Max. 0.4 % degradation annually. 3.) Min. 87.4 % in the 30th year.

Operating conditions

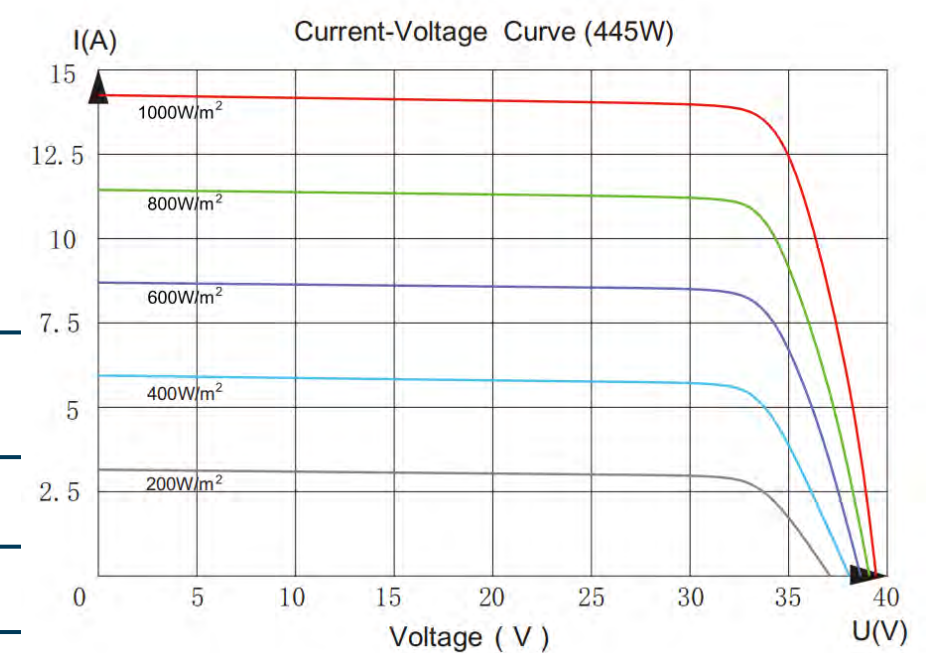
Operating Temperature (°C)	-40 to +85
Maximum System Voltage(V)	1000V/1500V DC (IEC)
Overcurrent protection rating (A)	25
Power Performance Tolerance (%)	0 / +3
Protection class	II
Max. Test Load, Push/Pull (Pa)	Snow 5400 / Wind 2400
Max. Design Load, Push/Pull (Pa)	3600 / 1600

Temperature Characteristics

Nominal Module Operating Temperature (NMOT)	45 ± 2 °C
Temperature Coefficient of Pmax (%/ °C)	-0.31
Temperature Coefficient of Voc (%/ °C)	-0.25
Temperature Coefficient of Isc (%/ °C)	+0.060

Packaging

Container	40' HQ
Pallet Dimensions(mm)	1800 × 1140 × 1250
Pieces per Pallet	36
Pieces per Container	936



Statement: The installation instructions and the warranty conditions must be followed. Due to technological progress, product parameters will be adjusted accordingly. When signing the contract, the latest data of the company shall prevail.



ATI SOLAR B.V.
Sporstraat 39Y, 8271 RG IJsselmuiden, Holland
+31 (0)38 205 4003 |info@ATI-Solar.nl|
www.ATI-Solar.nl



All information in this data sheet corresponds to EN 50380. Changes and errors excepted.
Status: 09/2023, Document: EN_DS-M10RT-54HBB-202309_2

Copyright © 2023 Hengdian Group DMEGC Magnetics.
All rights reserved.